
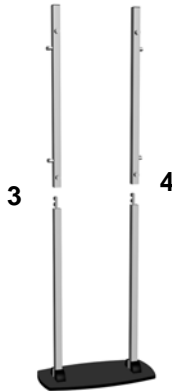


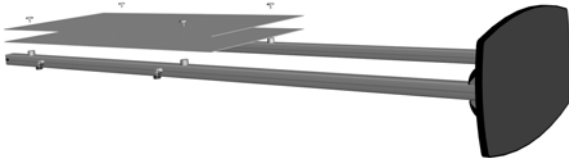
Steps 1,2. Attach Columns to base using 2 **short** knobs per column. Install gusset caps.




Steps 3,4. Connect Columns using 2 **short** knobs per column.




Step 5. Lay assembly down on back and attach graphic with 4 standoffs.




Steps 6,7. Stand assembly up. Attach stem lights to top of columns using one **long** knob per light.



Steps 8,9. Lay upper back panel on ground. Attach florescent lights. Insert back panels.



Step 10. Insert lower front panel.



Step 11. Attach wing panels using 2 **nylon tipped** short knobs.

