




Steps 1-4. Attach left and right upper and lower column sections to canopy and feet using 2 **short** knobs per column. Install gusset caps.



Steps 5&6. Attach left and right lower columns to upper columns using 2 **short** knobs per column.



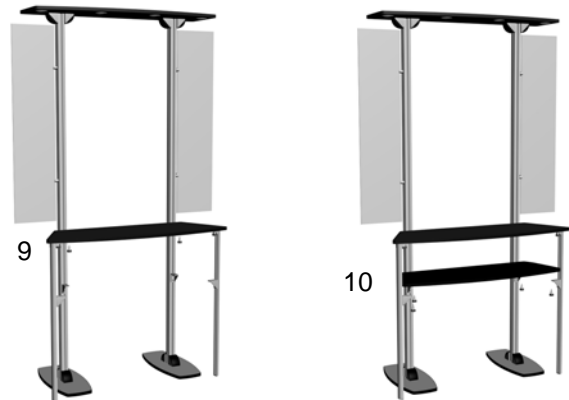
Step 7. Lift canopy into position. Attach graphic panels using 2 **short** knobs per panel.



Step 8. Attach counter legs to counters using 2 **long** knobs per leg.



Steps 9&10. Attach counter to columns from underneath using 2 **long** knobs. Attach shelf using 4 **long** knobs.



Step 11. Install 1 front panel and 2 end panels.

