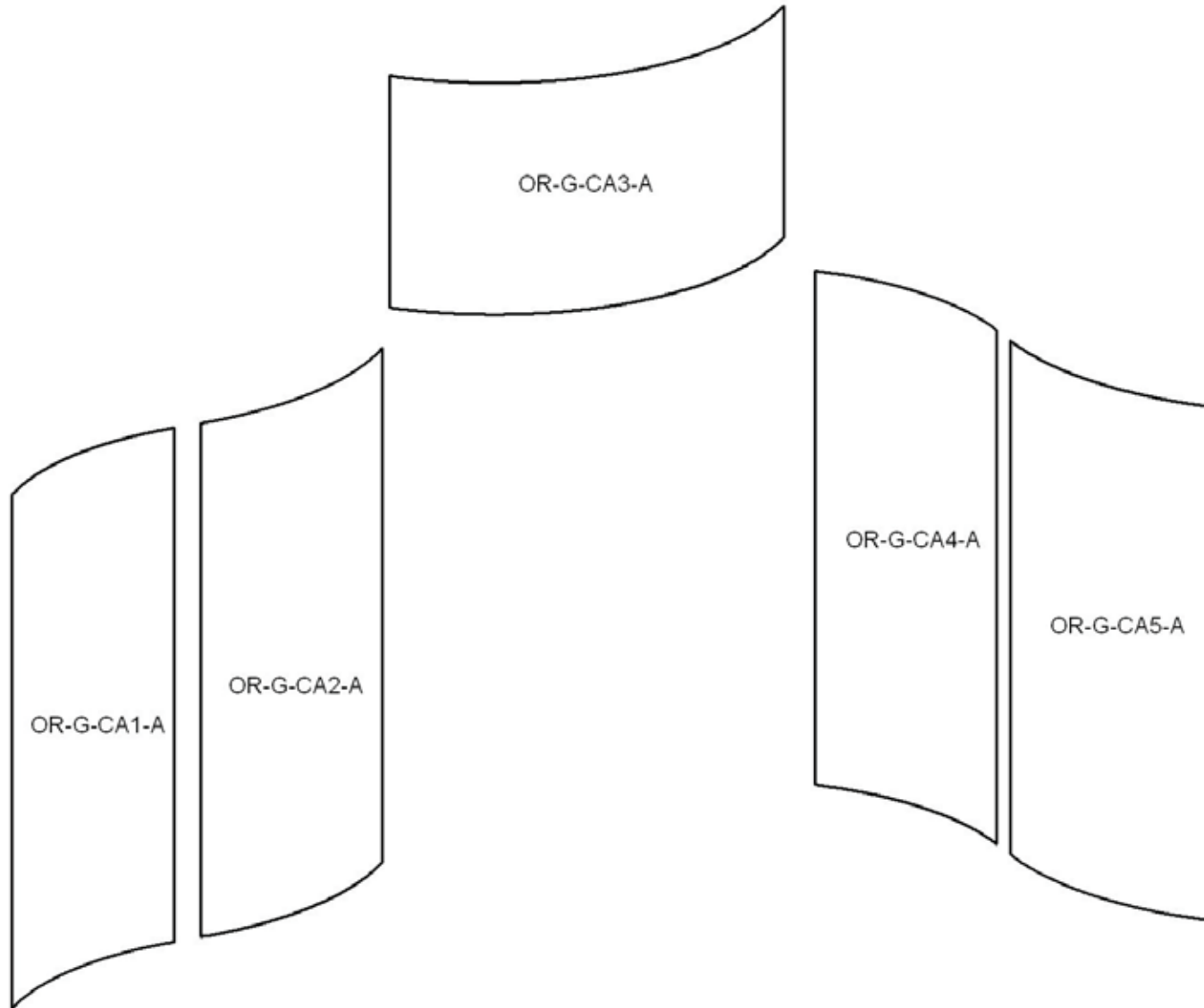
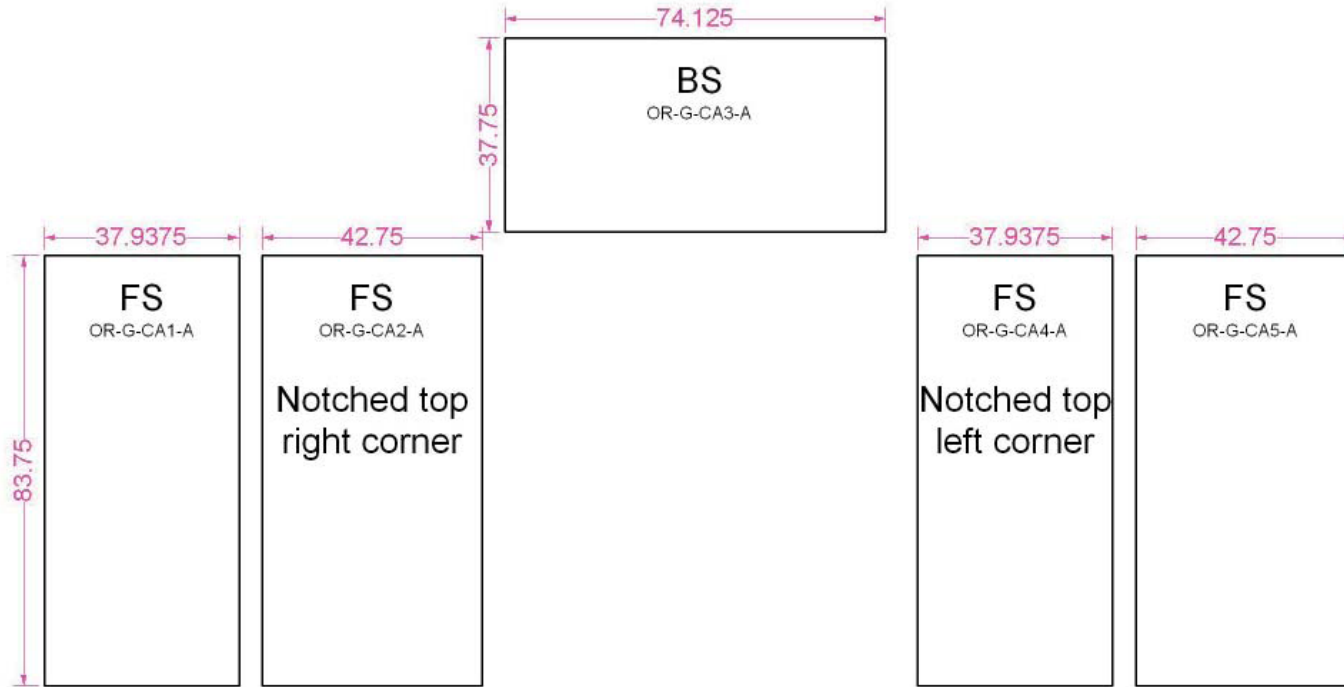


**IMPORTANT INFORMATION REGARDING GRAPHIC FILES:** Each graphic has a specific code or number located on the graphic. The electronic print ready files provided must be named accordingly. Using this coding system will allow us to preflight and prepare your files for print more efficiently.



**IMPORTANT INFORMATION REGARDING GRAPHIC FILES:** Each graphic has a specific code or number located on the graphic. The electronic print ready files provided must be named accordingly. Using this coding system will allow us to preflight and prepare your files for print more efficiently.



**Available Graphics:**  
**Dye-Sublimation**

**Acceptable File Formats:**

Illustrator CS5 or below  
Photoshop CS5 or below  
InDesign CS5 or below (not preferred)  
Adobe Acrobat

When sending files please be sure to include all support art (fonts, linked images, etc).

**Font Specifications:**

Fonts must be converted to outlines.

**Bleeds:**

All orbital truss graphics require specific bleeds. The sizes listed above represent the finished graphic size. Please keep all logos, type, and critical information at least 1" in from each edge of the finished graphic.

**Dye Sublimation:** Include a 2" bleed around the perimeter.

**Color:**

All files are printed as CMYK format. All critical Pantone colors need to be called out in the file or specified on the order as Coated or Uncoated swatches.

**Resolution:**

All raster files must be at 100-150 pixels per inch at 100%.

**Finishing Details:**

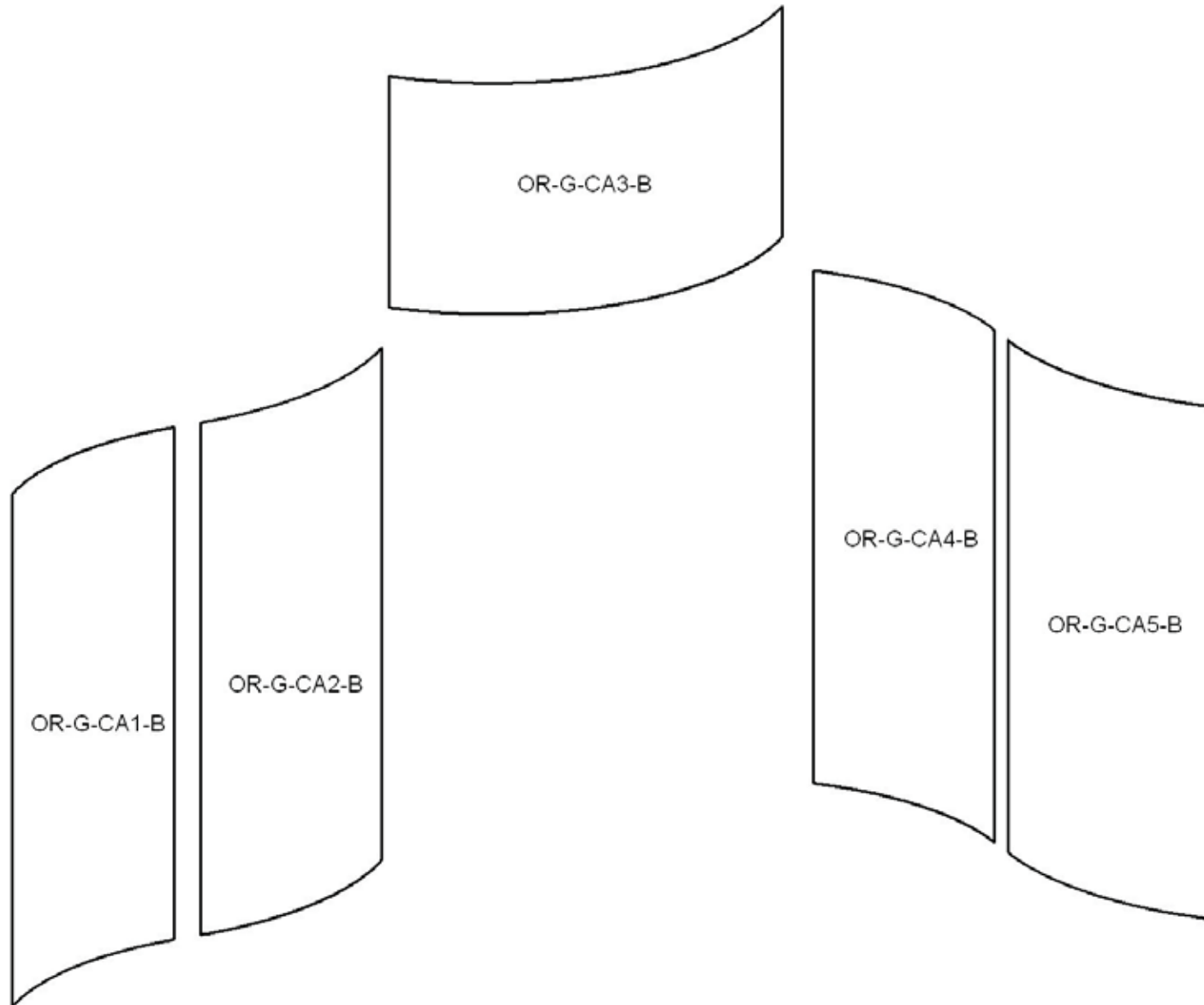
When graphics are notched, a 7/8" square is cut in the appropriate location.

**FS:** Graphics mounted to front of the truss system

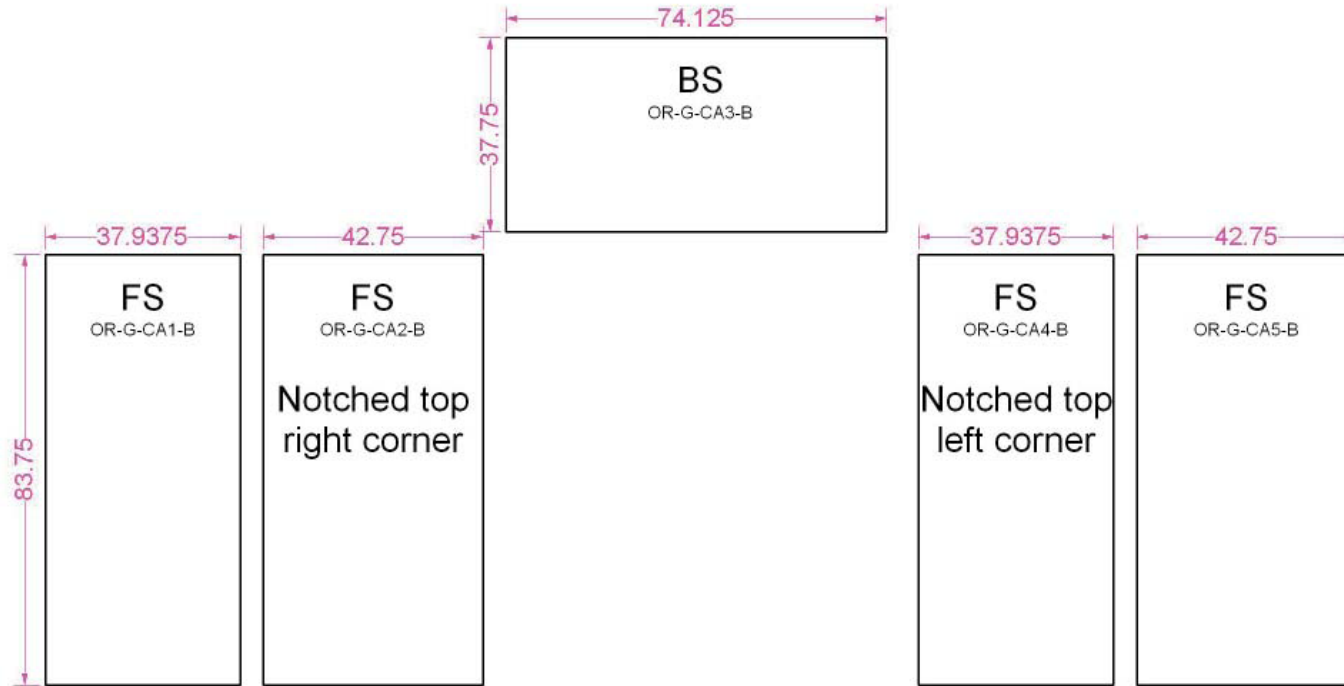
**BS:** Graphics mounted to back of the truss system

Dye Sublimation graphics are attached to truss with velcro.

**IMPORTANT INFORMATION REGARDING GRAPHIC FILES:** Each graphic has a specific code or number located on the graphic. The electronic print ready files provided must be named accordingly. Using this coding system will allow us to preflight and prepare your files for print more efficiently.



**IMPORTANT INFORMATION REGARDING GRAPHIC FILES:** Each graphic has a specific code or number located on the graphic. The electronic print ready files provided must be named accordingly. Using this coding system will allow us to preflight and prepare your files for print more efficiently.



**Available Graphics:**  
**Dye-Sublimation**

**Acceptable File Formats:**

Illustrator CS5 or below  
Photoshop CS5 or below  
InDesign CS5 or below (not preferred)  
Adobe Acrobat

When sending files please be sure to include all support art (fonts, linked images, etc).

**Font Specifications:**

Fonts must be converted to outlines.

**Bleeds:**

All orbital truss graphics require specific bleeds. The sizes listed above represent the finished graphic size. Please keep all logos, type, and critical information at least 1" in from each edge of the finished graphic.

**Dye Sublimation:** Include a 2" bleed around the perimeter.

**Color:**

All files are printed as CMYK format. All critical Pantone colors need to be called out in the file or specified on the order as Coated or Uncoated swatches.

**Resolution:**

All raster files must be at 100-150 pixels per inch at 100%.

**Finishing Details:**

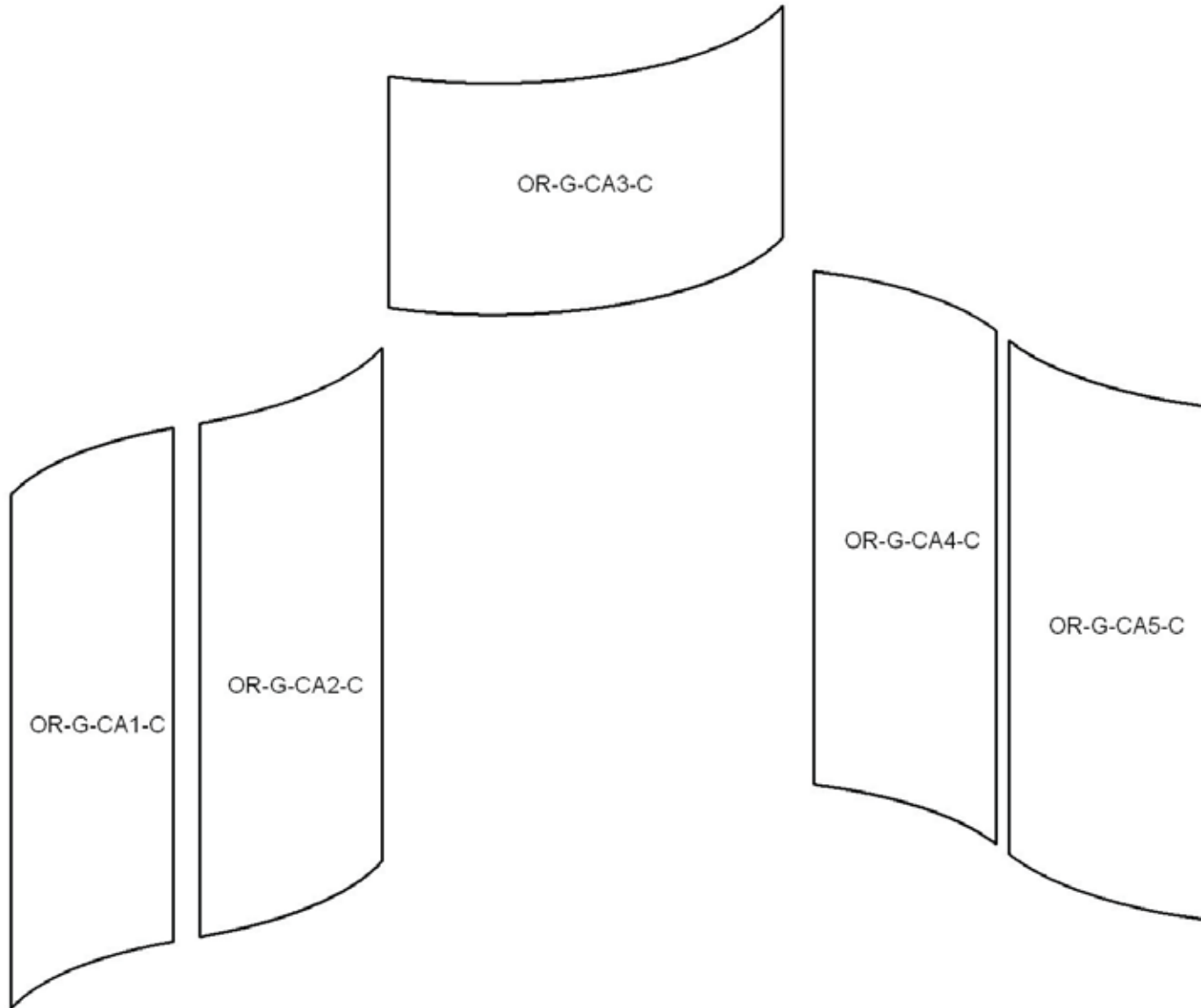
When graphics are notched, a 7/8" square is cut in the appropriate location.

**FS:** Graphics mounted to front of the truss system

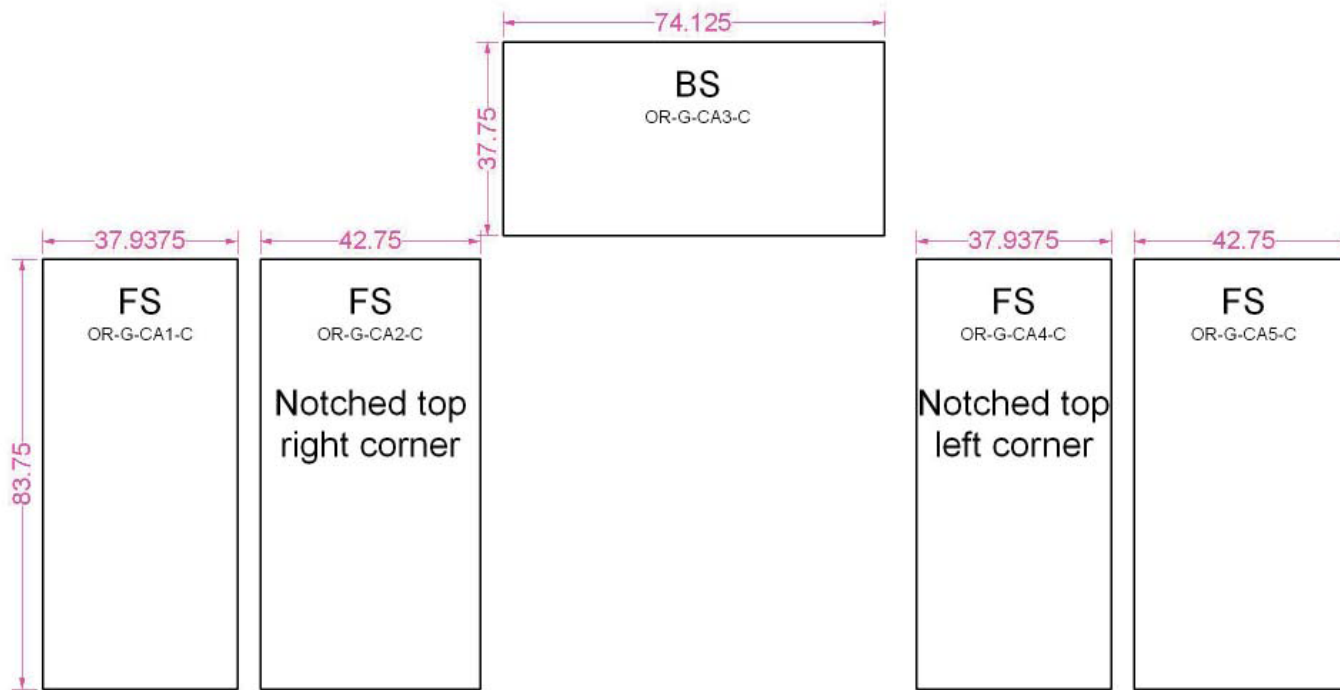
**BS:** Graphics mounted to back of the truss system

Dye Sublimation graphics are attached to truss with velcro.

**IMPORTANT INFORMATION REGARDING GRAPHIC FILES:** Each graphic has a specific code or number located on the graphic. The electronic print ready files provided must be named accordingly. Using this coding system will allow us to preflight and prepare your files for print more efficiently.



**IMPORTANT INFORMATION REGARDING GRAPHIC FILES:** Each graphic has a specific code or number located on the graphic. The electronic print ready files provided must be named accordingly. Using this coding system will allow us to preflight and prepare your files for print more efficiently.



**Available Graphics:**  
**Dye-Sublimation**

**Acceptable File Formats:**

Illustrator CS5 or below  
Photoshop CS5 or below  
InDesign CS5 or below (not preferred)  
Adobe Acrobat

When sending files please be sure to include all support art (fonts, linked images, etc).

**Font Specifications:**

Fonts must be converted to outlines.

**Bleeds:**

All orbital truss graphics require specific bleeds. The sizes listed above represent the finished graphic size. Please keep all logos, type, and critical information at least 1" in from each edge of the finished graphic.

**Dye Sublimation:** Include a 2" bleed around the perimeter.

**Color:**

All files are printed as CMYK format. All critical Pantone colors need to be called out in the file or specified on the order as Coated or Uncoated swatches.

**Resolution:**

All raster files must be at 100-150 pixels per inch at 100%.

**Finishing Details:**

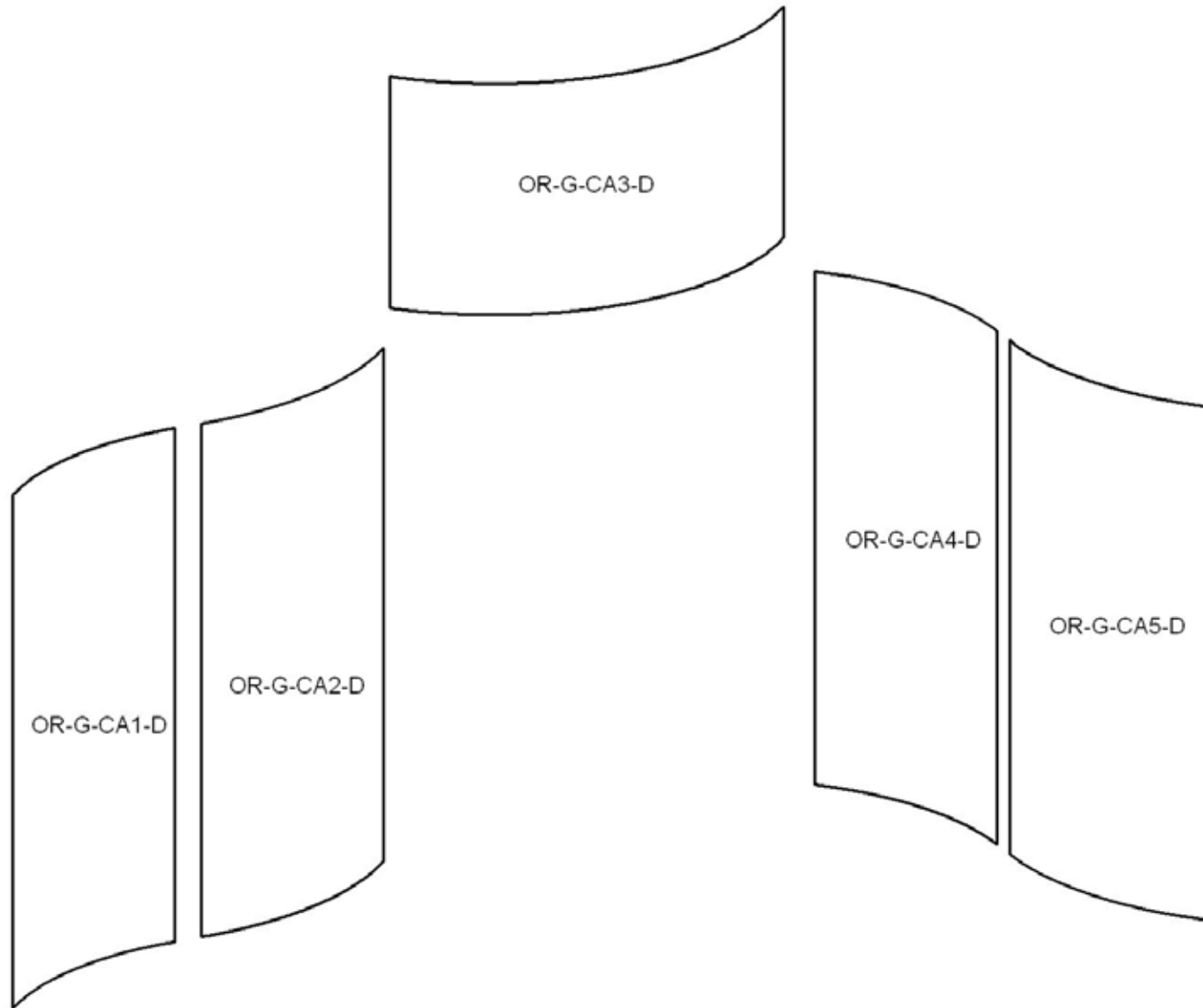
When graphics are notched, a 7/8" square is cut in the appropriate location.

**FS:** Graphics mounted to front of the truss system

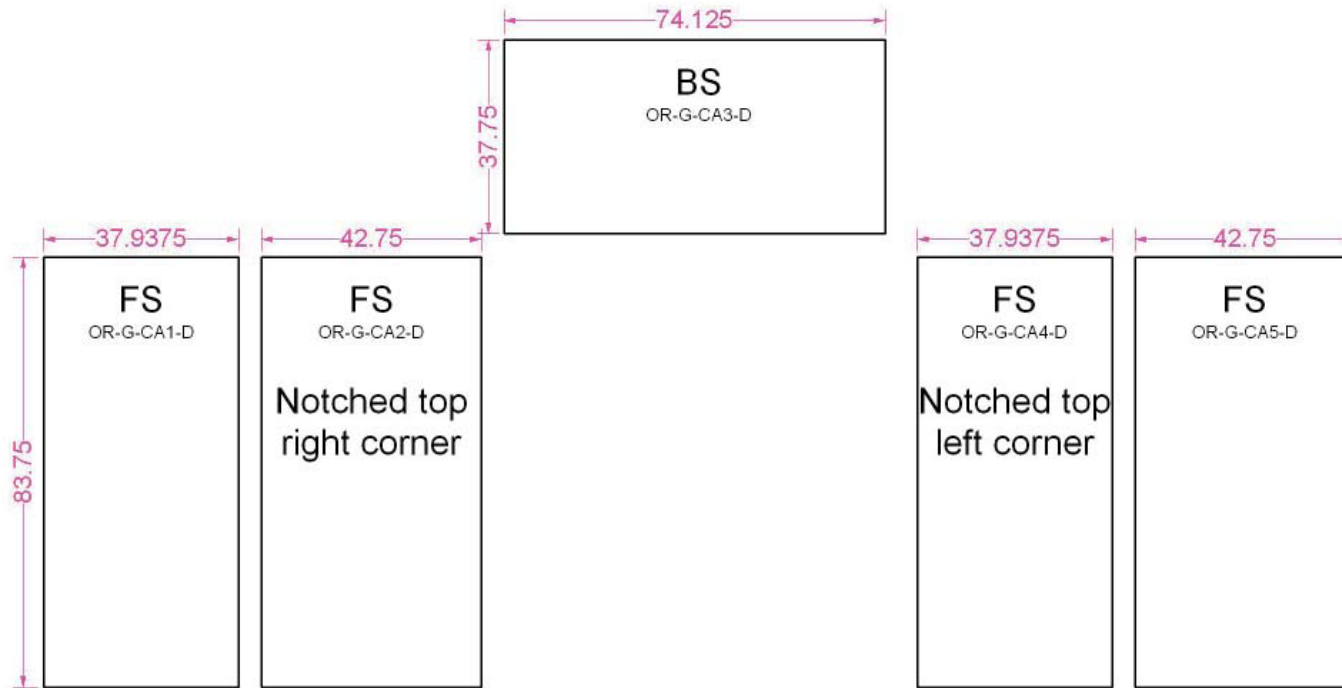
**BS:** Graphics mounted to back of the truss system

Dye Sublimation graphics are attached to truss with velcro.

**IMPORTANT INFORMATION REGARDING GRAPHIC FILES:** Each graphic has a specific code or number located on the graphic. The electronic print ready files provided must be named accordingly. Using this coding system will allow us to preflight and prepare your files for print more efficiently.



**IMPORTANT INFORMATION REGARDING GRAPHIC FILES:** Each graphic has a specific code or number located on the graphic. The electronic print ready files provided must be named accordingly. Using this coding system will allow us to preflight and prepare your files for print more efficiently.



**Available Graphics:**  
**Dye-Sublimation**

**Acceptable File Formats:**

Illustrator CS5 or below  
Photoshop CS5 or below  
InDesign CS5 or below (not preferred)  
Adobe Acrobat

When sending files please be sure to include all support art (fonts, linked images, etc).

**Font Specifications:**

Fonts must be converted to outlines.

**Bleeds:**

All orbital truss graphics require specific bleeds. The sizes listed above represent the finished graphic size. Please keep all logos, type, and critical information at least 1" in from each edge of the finished graphic.

**Dye Sublimation:** Include a 2" bleed around the perimeter.

**Color:**

All files are printed as CMYK format. All critical Pantone colors need to be called out in the file or specified on the order as Coated or Uncoated swatches.

**Resolution:**

All raster files must be at 100-150 pixels per inch at 100%.

**Finishing Details:**

When graphics are notched, a 7/8" square is cut in the appropriate location.

**FS:** Graphics mounted to front of the truss system

**BS:** Graphics mounted to back of the truss system

Dye Sublimation graphics are attached to truss with velcro.

**IMPORTANT INFORMATION REGARDING GRAPHIC FILES:** Each graphic has a specific code or number located on the graphic. The electronic print ready files provided must be named accordingly. Using this coding system will allow us to preflight and prepare your files for print more efficiently.